

02 DASHBOARD

Swift Wash Laundry

Project Overview

The Frontend Dashboard Design Project for the Laundry App is dedicated to crafting a user friendly and visually engaging interface that empowers users with efficient data visualization and management capabilities. The objective is to enhance the laundry app's user experience

by providing a comprehensive dashboard that enables users to access key information and perform essential tasks with ease.

Project Duration

August 2023- September 2023

Target Audience



Laundry Manager





Problem Statement

The dashboards in the laundry apps currently present several critical challenges. Users face difficulties in efficiently accessing and managing essential laundry related information, resulting in a less-than-optimal experience. Additionally, the lack of real-time updates and a clear reporting system hinders effective task execution and inventory management.

Through this project, I seek to design the interface and enhance the laundry app’s frontend to provide users with an intuitive and feature-rich dashboard that ensures they can efficiently access information, receive real-time updates, and optimize their laundry related tasks.

Solution



View the Laundry Workflow



Current Status of the Orders



Status of the Delivery Drivers



Focus on Priority Orders



Addressing Unattended Orders

Design Process




Empathize



Define



Ideate



Design



Test

User Persona



Deepak Reddy
Persona- Manager

About

Deepak is the Manager of the Swift Wash laundry services who lives in Bangalore. He has a rich background in operations management within the laundry and hospitality industry. Having started his career as a laundry attendant, Deepak worked his way up through the ranks, gaining hands-on experience

in the various aspects of the laundry service. He took on the role of Manager two years ago and is passionate about delivering exceptional service to customers.

Age	48
Gender	Male
Occupation	Manager
Location	Bangalore
Living	Apartment

Frustrations

- Dealing with daily challenges in keeping the laundry service running smoothly
- Managing inventory, handling customer problems, and ensuring orders go out on time

Goals

- To make the laundry service more efficient and customer friendly
- Wanting to reduce waiting times, minimize mistakes in orders, and make sure customers are happy



Design System

Branding

The Swift Wash logo features a representation of a washing machine drum enclosed within a circular frame. The washing machine is filled with swirling water, capturing the essence of the laundry process.

The water forms a graceful and rhythmic pattern, symbolizing the efficiency and cleanliness associated with the Swift Wash mobile laundry app.



Color Palette

<div>#E9E9E9</div>	<div>#9DDDF2</div>	<div>#B5D6E1</div>	<div>#9DDDF2</div>	<div>#FFFFFF</div>
--------------------	--------------------	--------------------	--------------------	--------------------

Typography

Rubik

Aa

Medium

Aa

Regular

Aa

SemiBold

Rubik Medium 28 px

Rubik Medium 20 px

Rubik Medium 18 px

Rubik Regular 18 px

Rubik Regular 16 px

Rubik Regular 10 px

Rubik SemiBold 28px

Components and Elements


Unattended Order

Batch ID

SW1234

Status






Express Order

Batch ID

SW1234

Status





Normal Order

Batch ID

SW1234

Status







Drop Down Field

Batch ID

SW1234

Status






Type	No.	Wash & fold	Dry cleaning	Stain Removal	Steam iron
Jeans	10		<input type="radio"/>	<input type="radio"/>	<input type="radio"/>
Socks	12				<input type="radio"/>
Dress	10		<input type="radio"/>	<input type="radio"/>	<input type="radio"/>
Tops	15		<input type="radio"/>	<input type="radio"/>	<input type="radio"/>


Drop Down Field

Batch ID

SW1234

Status





Sorting & folding

Counting

Packaging

Labeling

☐

Dispatched

☐

Delivery Drivers Section


Delivery Drivers


Raghav Naik

Sumit LK


Tanay G


Status








Icons
















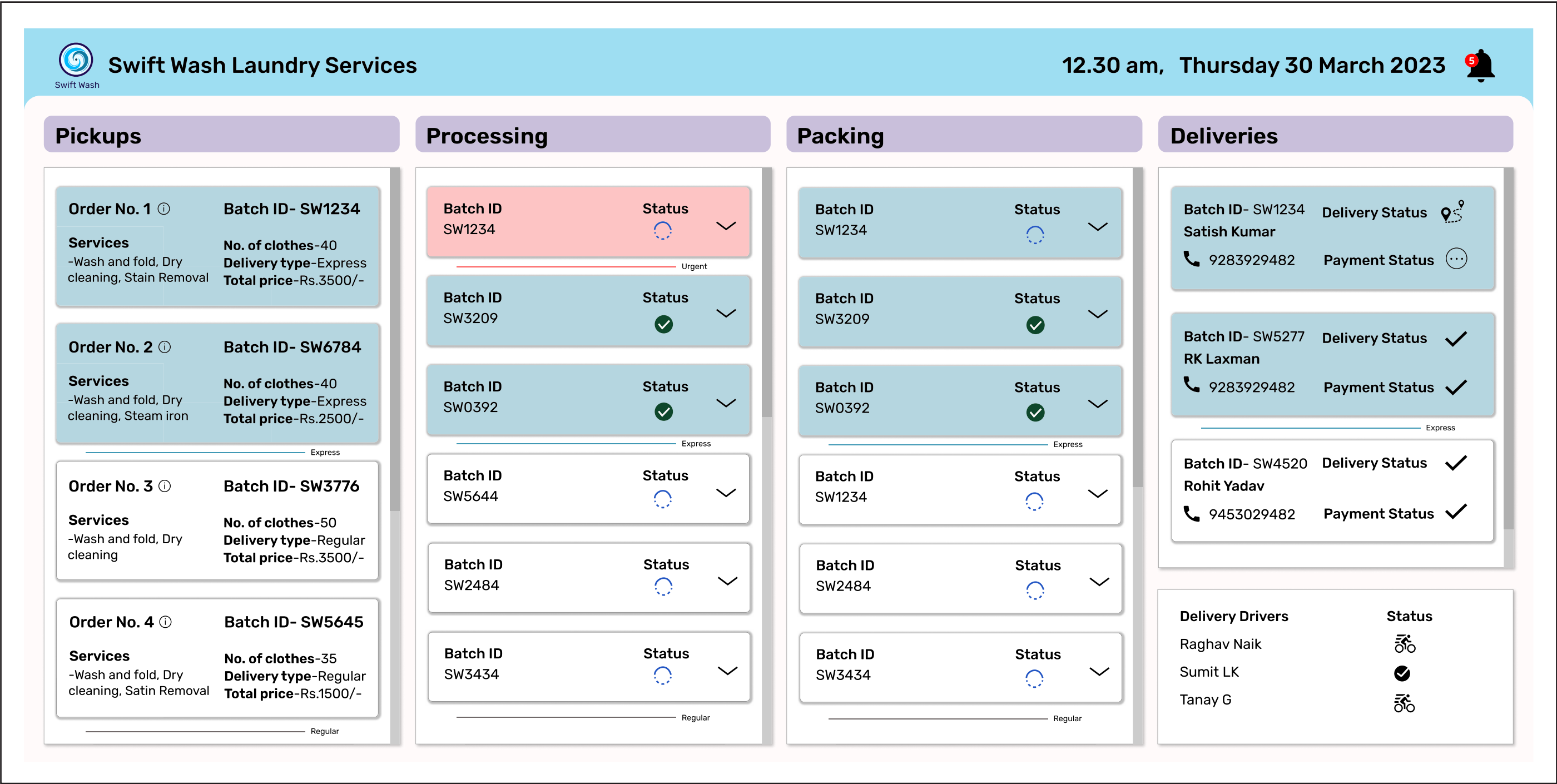












Laundry app frontend dashboard is thoughtfully organized into four key sections, each representing a crucial stage in the service workflow. This well-structured dashboard promises a user-friendly experience, allowing for comprehensive oversight of the entire laundry service operation from order initiation to successful delivery.

Sections

Pickups

Order No. 1 ⓘ

Batch ID- SW1234

Services
-Wash and fold, Dry cleaning, Stain Removal

No. of clothes-40
Delivery type-Express
Total price-Rs.3500/-

Order No. 2 ⓘ

Batch ID- SW6784

Services
-Wash and fold, Dry cleaning, Steam iron

No. of clothes-40
Delivery type-Express
Total price-Rs.2500/-

Order No. 3 ⓘ

Batch ID- SW3776

Services
-Wash and fold, Dry cleaning

No. of clothes-50
Delivery type-Regular
Total price-Rs.3500/-

Order No. 4 ⓘ

Batch ID- SW5645

Services
-Wash and fold, Dry cleaning, Satin Removal

No. of clothes-35
Delivery type-Regular
Total price-Rs.1500/-

Pickups Section:
Efficiently manages incoming orders, allowing seamless tracking and coordination for the initial stage of the laundry process.

Processing

Batch ID
SW1234

Status

Urgent

Batch ID
SW3209

Status

Batch ID
SW0392

Status

Express

Batch ID
SW5644

Status

Batch ID
SW2484

Status

Batch ID
SW3434

Status

Regular

Processing Section:
Streamlines the internal workflow, providing real-time insights into the status of on going laundry tasks and optimizing resource utilization.

Sections

Packing

Batch ID
SW1234

Status

Batch ID
SW3209

Status

Batch ID
SW0392

Status

Express

Batch ID
SW1234

Status

Batch ID
SW2484

Status

Batch ID
SW3434

Status

Regular

Packing Section:
Ensures meticulous handling and preparation of orders, enhancing the overall efficiency of the service.

Deliveries

Batch ID- SW1234
Satish Kumar

9283929482

Payment Status

Delivery Status

Batch ID- SW5277
RK Laxman

9283929482

Payment Status

Delivery Status

Express

Batch ID- SW4520
Rohit Yadav

9453029482

Payment Status

Delivery Status

Delivery Drivers

Status

Raghav Naik

Sumit LK

Tanay G

Deliveries Section:
Focuses on tracking and managing completed orders, ensuring timely and accurate deliveries.

Sections

Delivery Drivers

Raghav Naik

Sumit LK

Tanay G

Status



Delivery Drivers Section:

The small section dedicated to checking delivery drivers' availability adds a practical dimension, enhancing the overall logistics of the delivery process.

Batch ID

SW1234

Status



Type	No.	Wash & fold	Dry cleaning	Stain Removal	Steam iron
Jeans	10	<input checked="" type="checkbox"/>	<input type="checkbox"/>	<input type="checkbox"/>	<input type="checkbox"/>
Socks	12	<input checked="" type="checkbox"/>	<input checked="" type="checkbox"/>	<input checked="" type="checkbox"/>	<input type="checkbox"/>
Dress	10	<input checked="" type="checkbox"/>	<input type="checkbox"/>	<input type="checkbox"/>	<input type="checkbox"/>
Tops	15	<input checked="" type="checkbox"/>	<input type="checkbox"/>	<input type="checkbox"/>	<input type="checkbox"/>

Dropdown field:

Provides a convenient and efficient way to check the processing status of clothes, offering users a comprehensive overview of the various services performed on each item.

Batch ID

SW1234

Status



Sorting & folding	<input checked="" type="checkbox"/>
Counting	<input checked="" type="checkbox"/>
Packaging	<input checked="" type="checkbox"/>
Labeling	<input type="checkbox"/>
Dispatched	<input type="checkbox"/>

Dropdown field:

Offers a comprehensive view of the packing process for clothes, allowing users to effortlessly track the status of various packing services.



Conclusion

While working on the dashboard, I found out how important it is to make tools that help managers decide things easily. The dashboard showed quick updates on orders, inventory, and how well everything was going. Making it simple for the manager to use was a big deal – it taught me that when we design things with the user in mind, it makes a big difference in how helpful our tech can be for businesses. Also, I learned that being ready to change and improve the dashboard based on what users say is important. This way, the dashboard stays useful and keeps helping managers with their daily tasks.

Building the dashboard wasn't just about creating a tool; it was about understanding that technology is always changing. Being ready to listen to what managers needed and making our dashboard better over time was crucial. This project taught me that in the tech world, making things user-friendly and always ready to improve based on feedback is the way to go.

